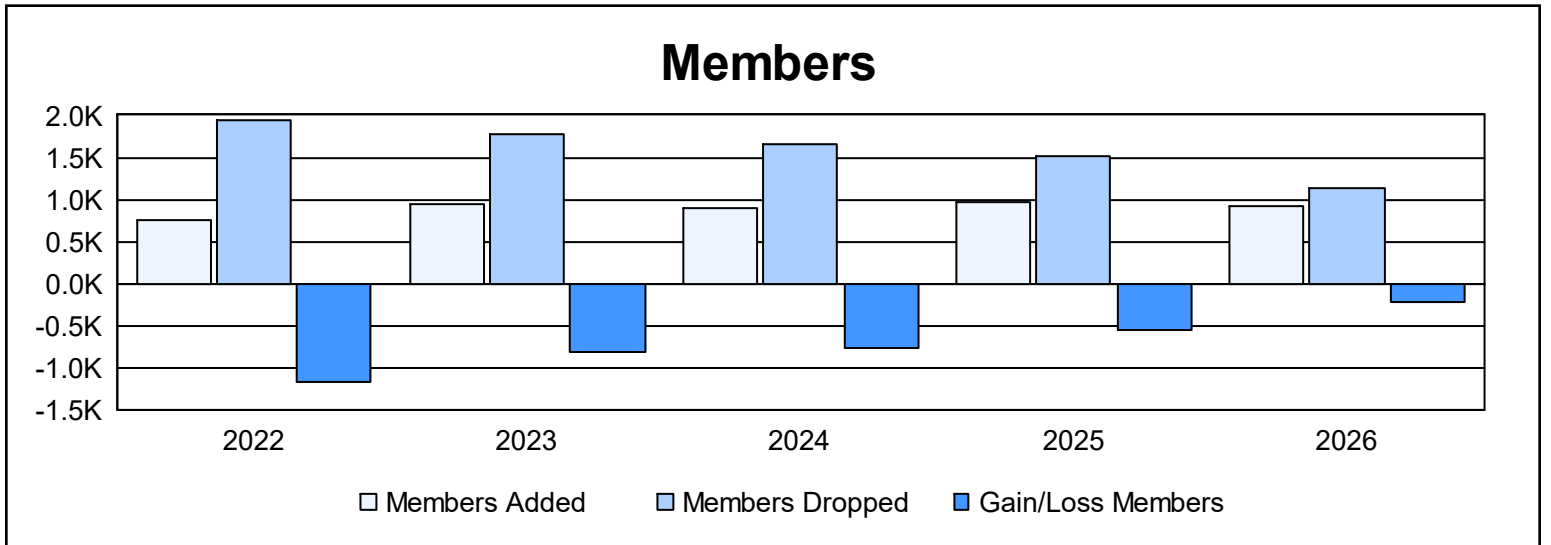
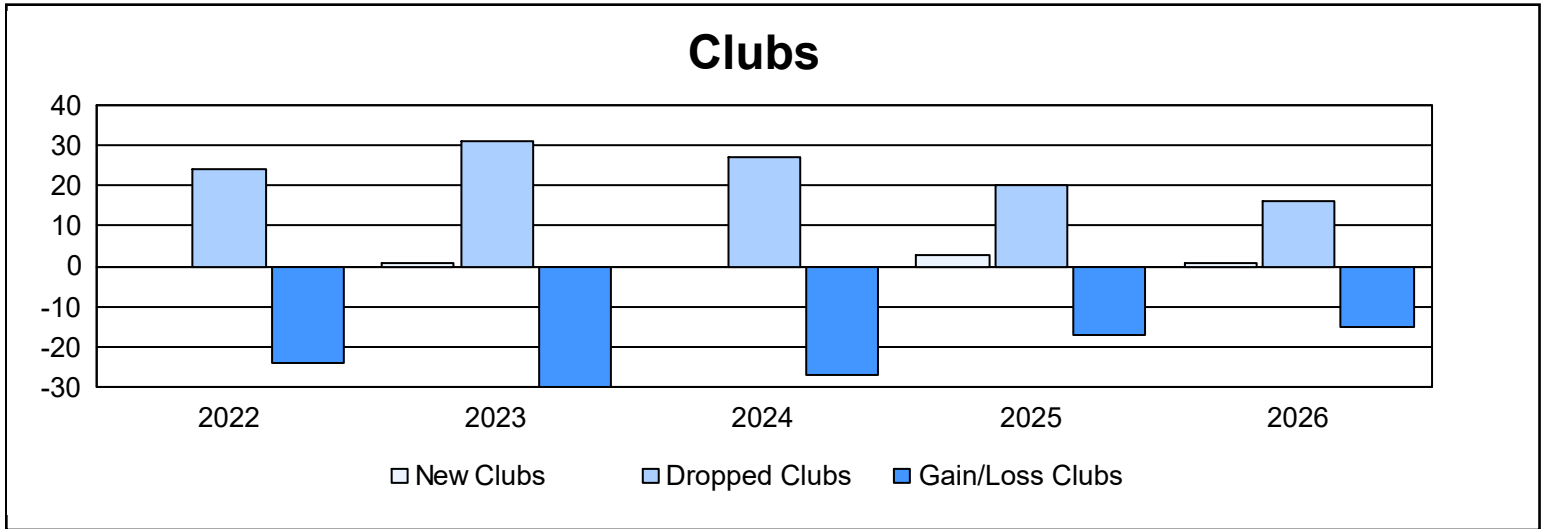
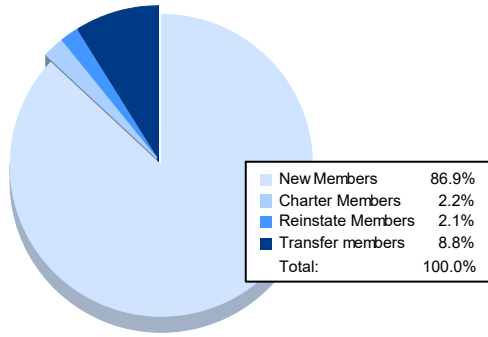


| Year | New Clubs | Dropped Clubs | Gain/ Loss Clubs | New Members | Charter Members | Reinstate Members | Transfer Members | Total Member Added | Total Members Dropped | Gain/ Loss Members |
|----------------|-----------|---------------|------------------|-------------|-----------------|-------------------|------------------|--------------------|-----------------------|--------------------|
| 2021-2022 | 0 | 24 | -24 | 640 | 10 | 13 | 96 | 759 | 1,934 | -1,175 |
| 2022-2023 | 1 | 31 | -30 | 802 | 31 | 11 | 105 | 949 | 1,772 | -823 |
| 2023-2024 | 0 | 27 | -27 | 766 | 8 | 13 | 103 | 890 | 1,658 | -768 |
| 2024-2025 | 3 | 20 | -17 | 786 | 60 | 36 | 81 | 963 | 1,519 | -556 |
| 2025-2026 | 1 | 16 | -15 | 788 | 20 | 19 | 80 | 907 | 1,125 | -218 |
| Average | 1 | 24 | -23 | 756 | 26 | 18 | 93 | 894 | 1,602 | -708 |



Membership Composition May 2026 Cumulative



Gender Composition May 2026 Cumulative

